

PHYSICAL SETTING EARTH SCIENCE

Tuesday, June 20, 2006 — 9:15 a.m. to 12:15 p.m., only

ANSWER BOOKLET

Male


Student..... Sex: Female

Teacher

School..... Grade

Answer all questions in Part B-2 and Part C. Record your answers in this booklet.

<input style="width: 50px; height: 25px;" type="text"/>	Performance Test Score (Maximum Score: 23)	
Part	Maximum Score	Student's Score
A	35	
B-1	15	
B-2	15	
C	20	
Total Written Test Score (Maximum Raw Score: 85)		<input style="width: 50px; height: 25px;" type="text"/>
Final Score (from conversion chart)		<input style="width: 50px; height: 25px;" type="text"/>
Raters' Initials: Rater 1 Rater 2		



For Raters
Only

53 _____

53

54 _____ to _____

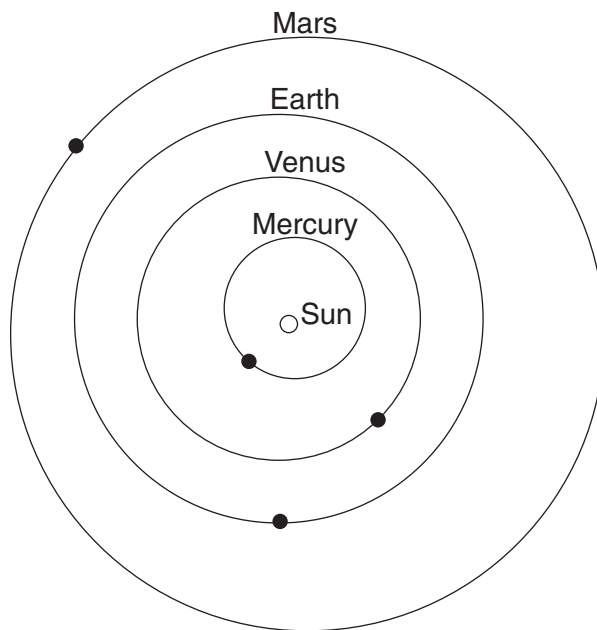
54

55 _____

55

56

Diagram I

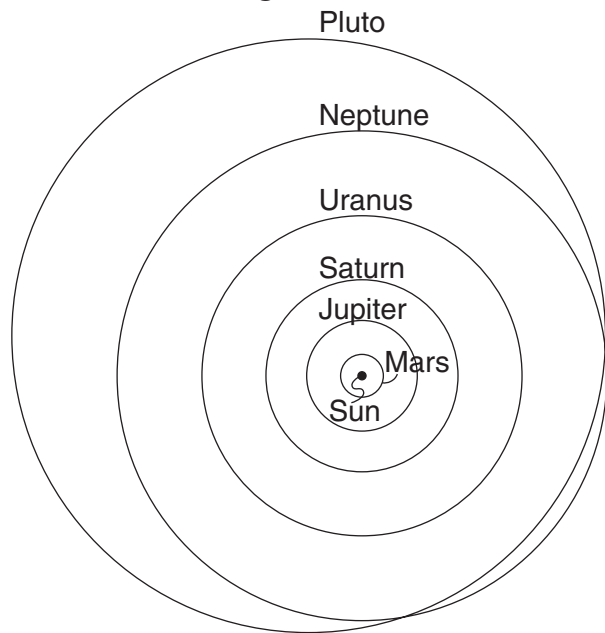


(Not drawn to scale)

56

57

Diagram II



(Not drawn to scale)

57

58

58

59

59

60

60

**For Raters
Only**

61 _____ **Epoch**

61

62 _____

62

63 _____

63

64 _____

64

**Total Score for
Part B-2**

Part C

65 _____

65

66 _____

66

For Raters
Only

67

67

68

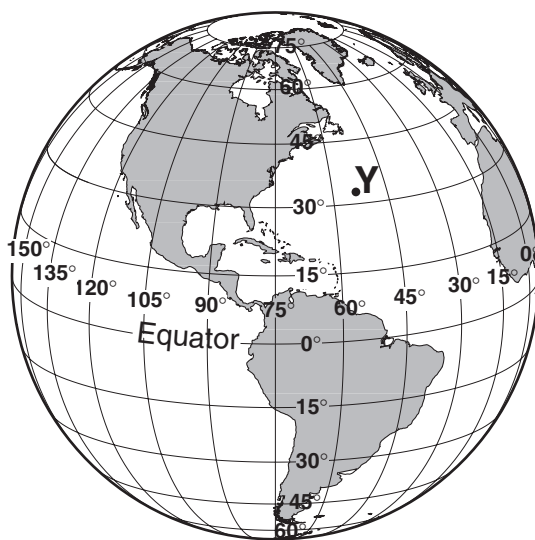
_____ in

68

69

69

70



70

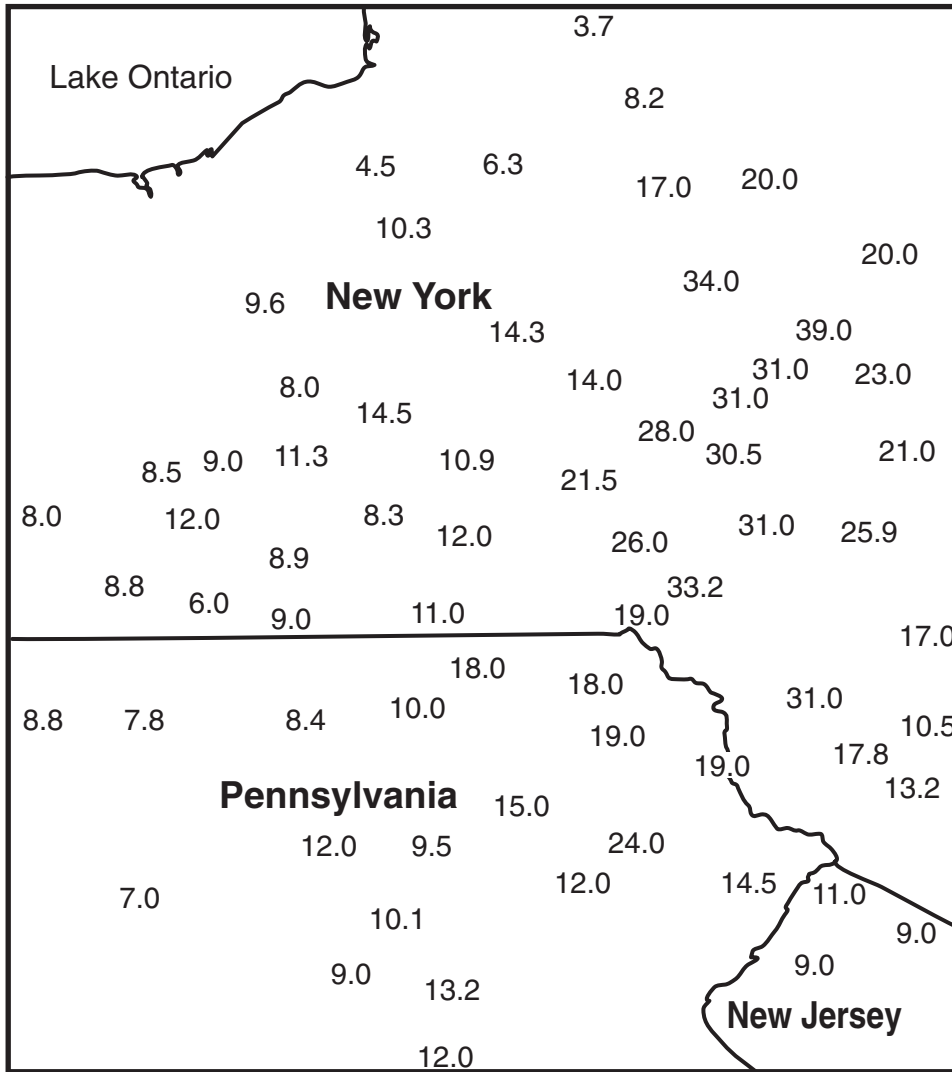
71

_____ °/hr

71

72

Map 1 December Snowfall Amounts (inches)



72



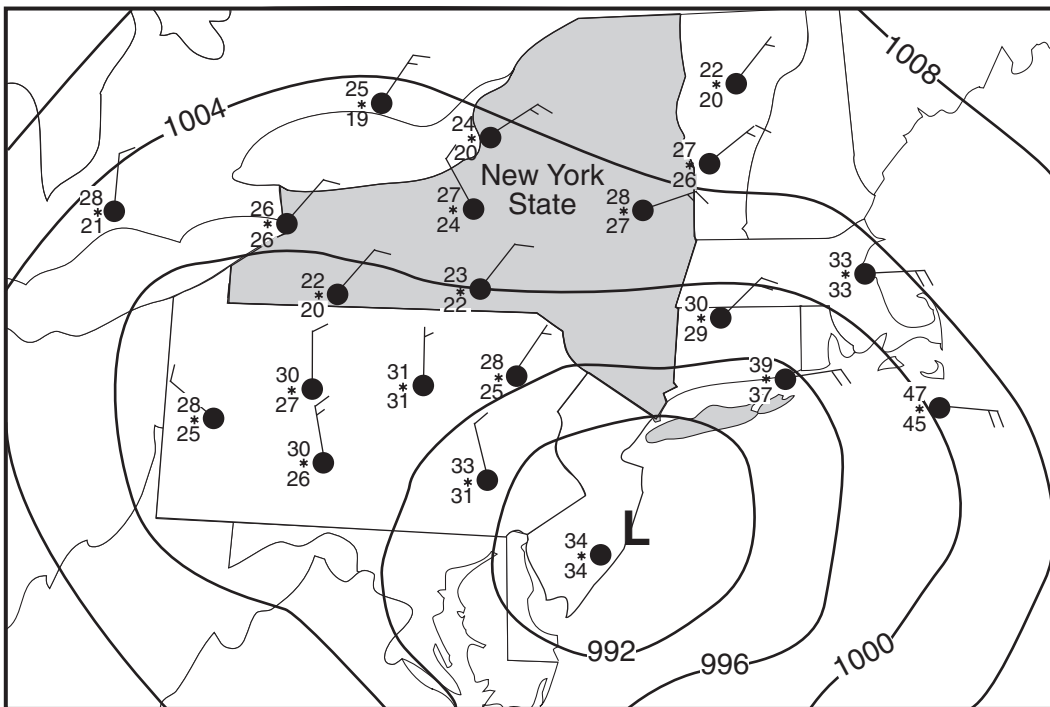
73

73



74

Map 2



74



Weather Conditions	Description
present weather	
wind direction from	
wind speed (knots)	
relative humidity (%)	

75

75



76

76



For Raters Only

77 _____

77

78 _____

78

79 Formed first: _____

79

Formed second: _____

Formed last: _____

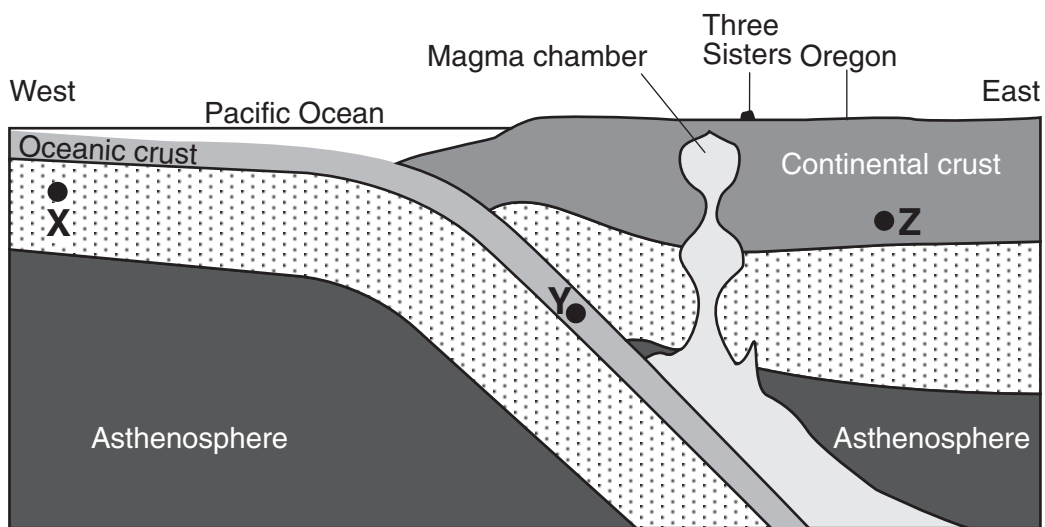
80 _____ cm

80

81 _____

81

82 and 83



(Not drawn to scale)

82

83

Total Score for Part C